




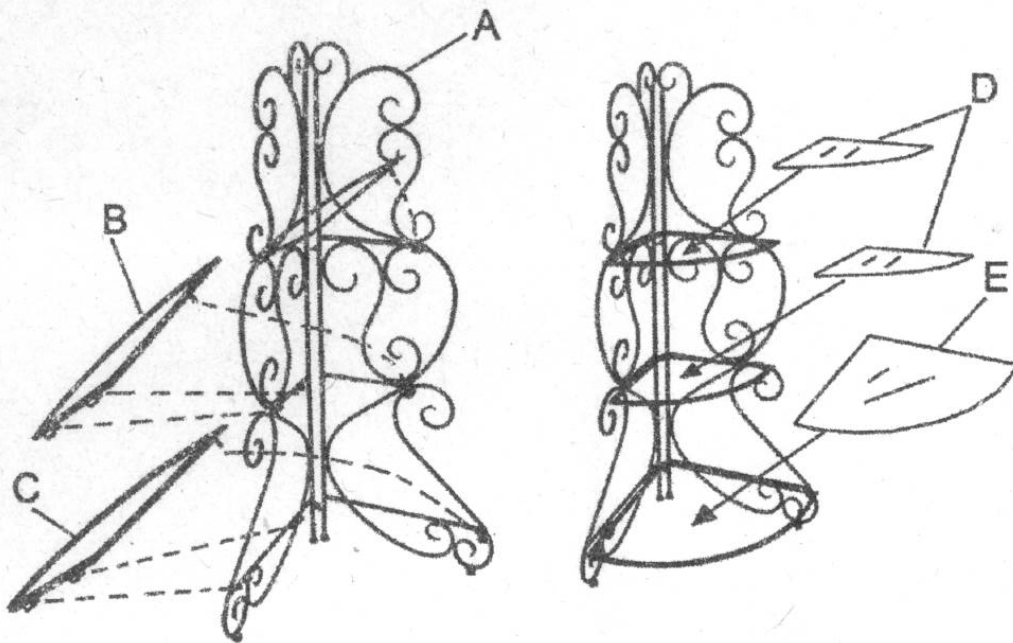


### ASSEMBLY INSTRUCTIONS

ITEM NO: Y10675X

#### Parts required

A		1pc	C		1PC
B		1pc	D		2pcs
			E		1PC



1. Unfold the metal frame(A) and make it stand erectly.
2. Secure mid-sized glass holder (B) into the metal frame.(A)
3. Secure large-sized glass holder(C) into the metal frame.(A)
4. Put mid-sized glasses (D) onto mid-sized glass holder (B)
5. Put large-sized glass (E) onto large-sized glass holder(C)