


# Hickory Manor House


www.hickorymanor.biz

---

ALL Hickory Manor Bed Crowns come with a removable metal rod that holds your panels or scarves.



Removable Rod



Purchaser assumes all responsibility for correct hanging of this product and should use proper tools and be sure the surface to which it is applied is suitable. Hickory Manor House accepts no liability for any damages caused by the installation of this product.

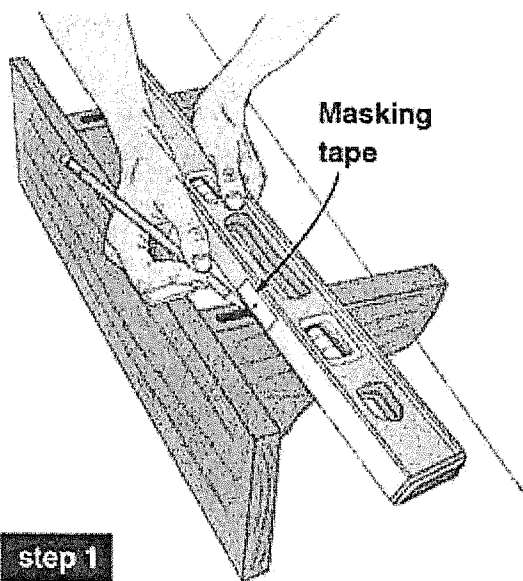
TOC20180322



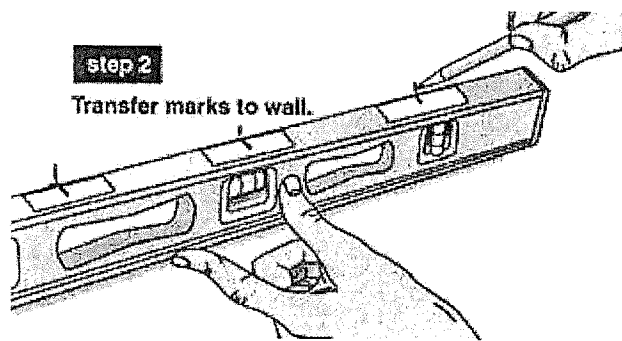
Keyhole slots are a great way to affix a Hickory Manor bed crown or other HMH items to a wall. But if the mounting screws aren't perfectly level, or spaced exactly the same as the slots, the job can become a nightmare. Here's a solution that works great.

Attach short pieces of masking tape to the top of your level and, using the keyhole slots themselves, mark the locations of the slots on the tape, as shown in **Step 1**.

If I want to center the wall hanging between two objects, I also make a third mark, centered between the two marks.



**step 1**  
Mark centerline and keyhole-slot locations on masking tape affixed to level.



After finding the mounting location for the bed crown, mark the center of the shelf at the correct height. place the level's center mark on that mark, make certain it's level, then mark the screw locations using the other two marks, as shown in **Step 2**. Finally, drive the mounting screws on those marks. Your hangings are always right on the money and level.

Of course we always suggest you use a professional when hanging the bed crown or other HMH items.

Thanks for purchasing Hickory Manor products!