





Assembly Instructions

Item No. : 56309





Thanks for buying our products.
 Please study the diagram before assembling.
 Note: Loosely thread all screws/bolts first.
 Once the item is assembled,
 uprighted and leveled then completely tighten.
 This is a two person assembly.



PARTS LIST

| NO. | DESCRIPTION | Q' ty |
|-----|---|-------|
| A | Seat Frame  | 1 |
| B | Middle Legs  | 2 |
| C | Side Legs  | 4 |

HARDWARE LIST

| NO. | DESCRIPTION | Q' ty |
|-----|--|-------|
| D | Screw $\Phi 5/16'' \times 2'' L$  | 12 |
| E | Flat Washer $\Phi 5/16''$  | 12 |
| F | Lock Washer $\Phi 5/16''$  | 12 |
| G | Allen Wrench $5/16''$  | 1 |

