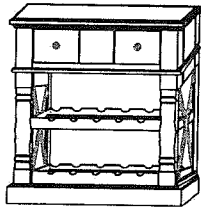


Assembly Instructions

PARTS INCLUDED

A



1PC

B

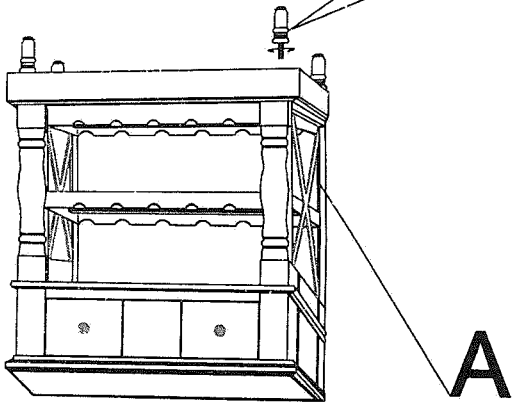
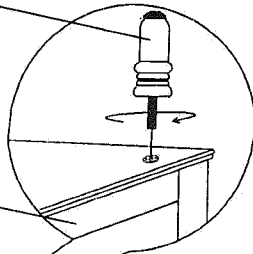


4PCS

STEP-1

B

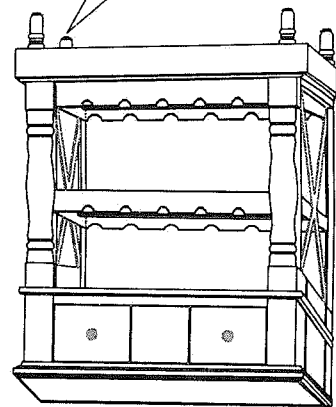
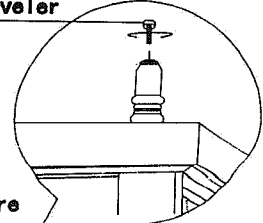
A



STEP-2

Adjustable leveler

Tips: for a aligning doors:
Tip A: Sometimes the doors will not line up because of an uneven floor surface the furniture rests on. In that case, try adjusting the levelers found on the botton of each foot to aid in corecting.



FINISH

