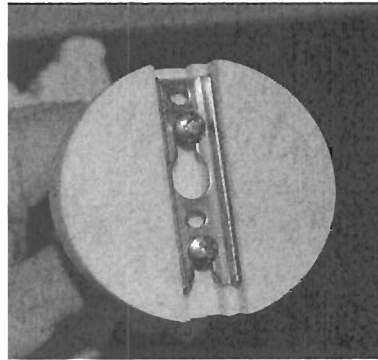




Assembly Instructions




Un screw 1/4 turn
and remove brass mounting plate



Attach mounting plate to wall
with mounting screws (2)



Slide stem screws into the plate
and push down to lock in place



Attached Tieback