









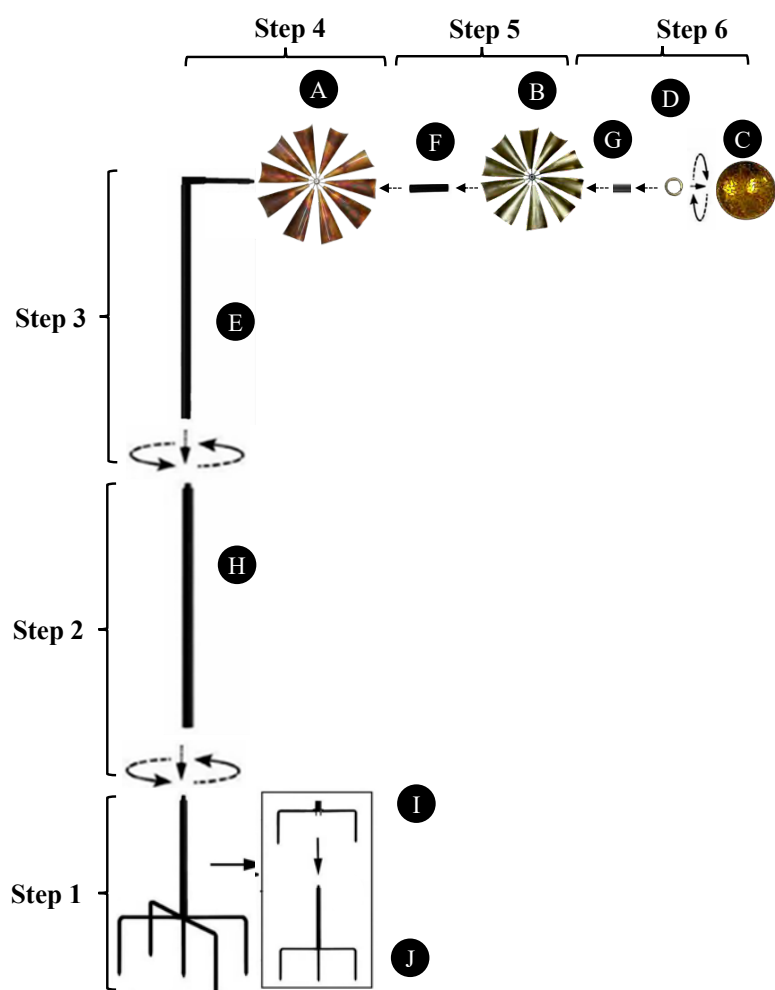




# #20754 - 26" WIND SPINNER - COPPER FLAME

## ASSEMBLY INSTRUCTIONS

									
A: 1 Pc	B: 1 Pc	C: 1 Pc	D: 1 Pc	E: 1 Pc	F: 1 Pc	G: 1 Pc	H: 1 Pc	I: 1 Pc	J: 1 Pc



**Your spinner is ready!**



**WARNING: Do not leave out in high winds as it may damage the product.**

**Note: Before staking into the ground, make sure the ground is soft.  
If the ground is not soft, moisten the ground with water.**