







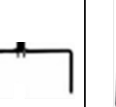

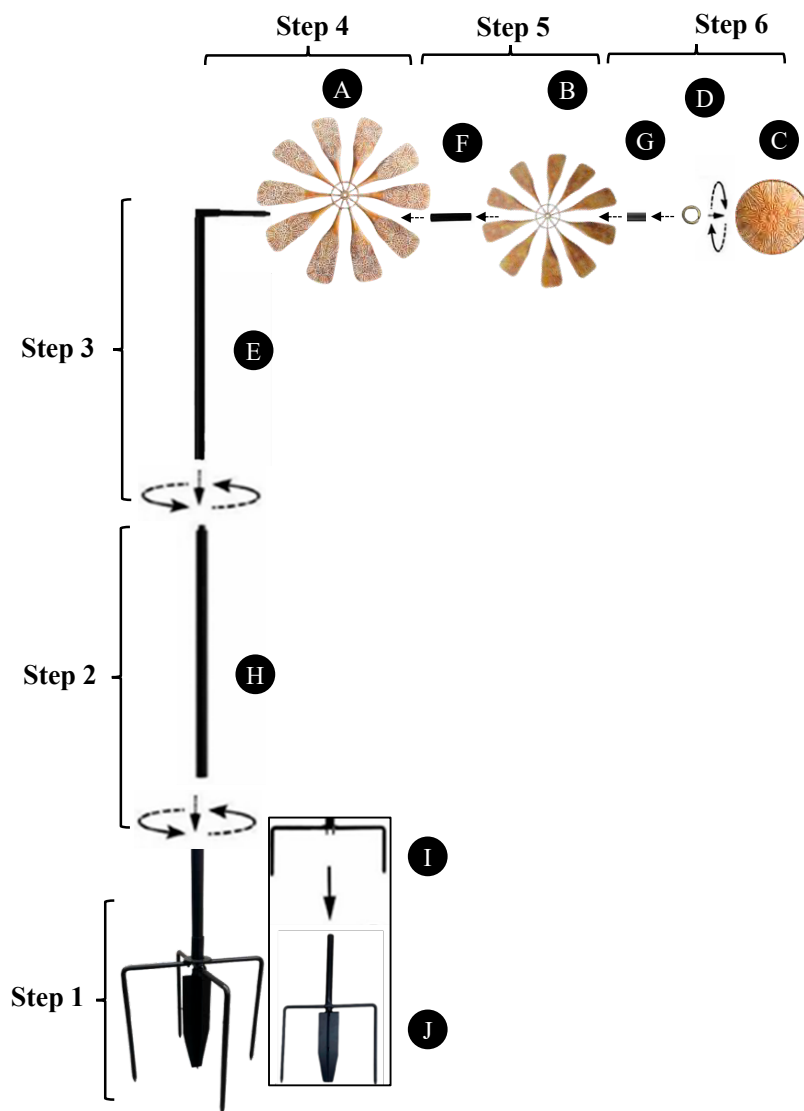




#20761 - PADDLES WIND SPINNER 84" ASSEMBLY INSTRUCTIONS

									
A: 1 Pc	B: 1 Pc	C: 1 Pc	D: 1 Pc	E: 1 Pc	F: 1 Pc	G: 1 Pc	H: 1 Pc	I: 1 Pc	J: 1 Pc



Your spinner is ready!



WARNING: Do not leave out in high winds as it may damage the product.

Note: Before staking into the ground, make sure the ground is soft.
If the ground is not soft, moisten the ground with water.