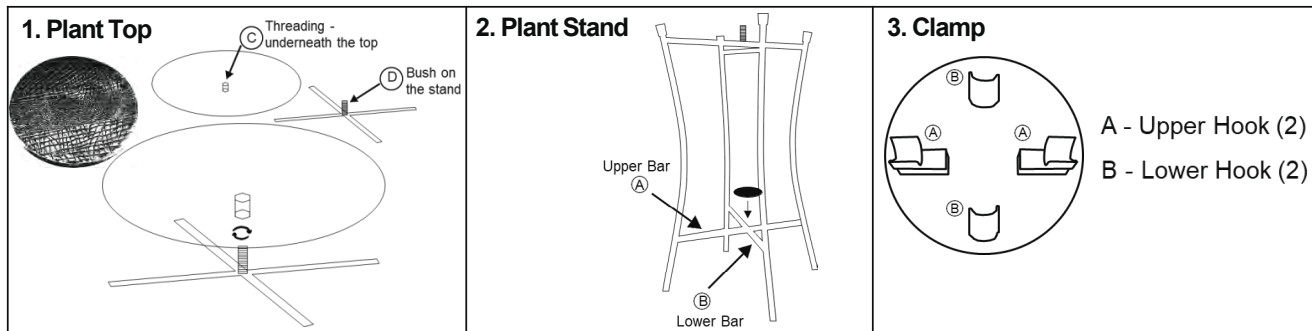


#20742 Cast Plant Stand - Copper

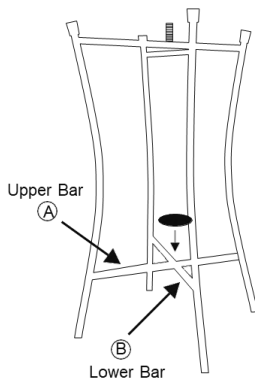
ASSEMBLY INSTRUCTIONS



Stand

Step 1

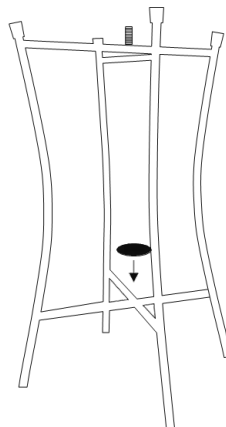
- (A) Upper clamp hook will rest on (A) Lower bar on the stand
 (B) Lower clamp hook will rest on (B) Lower bar on the stand



Step-2

Press down firmly once both clamp (A) and (B) are securely positioned on bar (A) and pipe (B), respectively.

Now our stand is ready



Step 3

Securely tighten the threaded section of Top (C) into the bush of Part (D) on the planter legs.



Step 4

Finally the plant stand is assembled

