
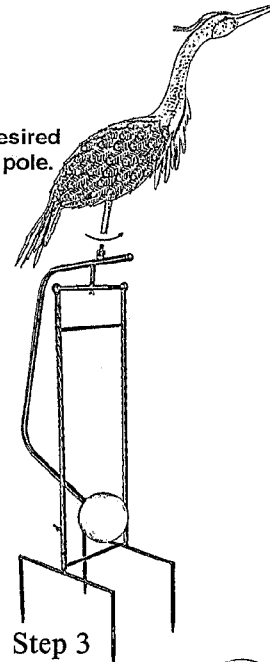
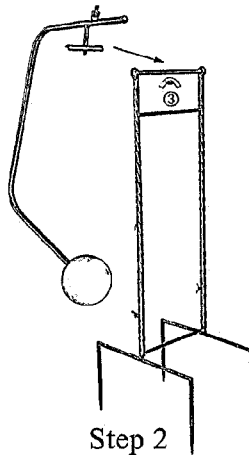
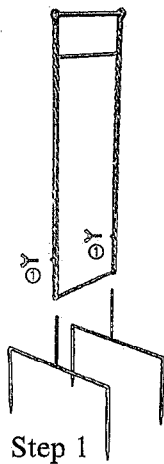


#12961 Rocker Stake - Heron ASSEMBLY INSTRUCTIONS

Notes:

1. Ensure the pole with the ball is straight.
2. Ensure the pole have been inserted into the tube completely.
3. If wings do not move properly, change the criss-cross sequence of the wing poles and try again.
4. Please tighten bolt located on the rocker pole using a wrench when bird is at desired angle. This will prevent the bird from spinning around and unscrewing from the pole.



Part list

