









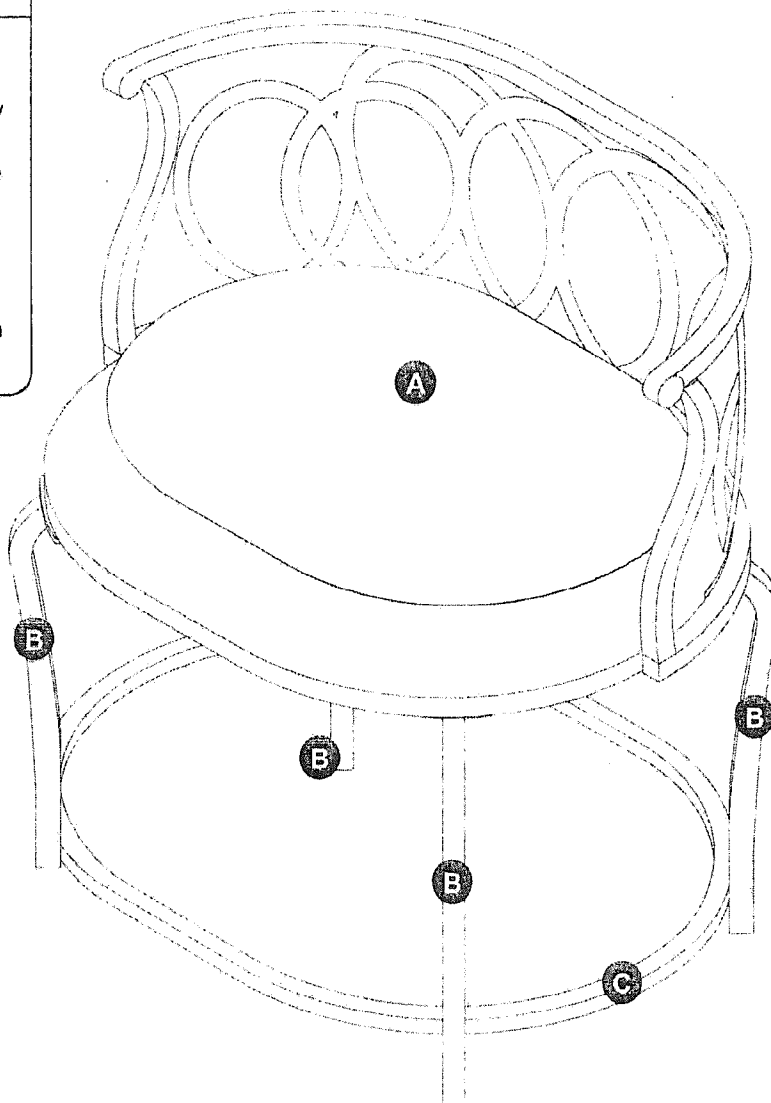
Examine all packaging material for small parts that may have come loose during shipment. Periodic checks are recommended to insure that all components are in proper position, tight and free from damage. Keep this assembly instruction for future reference. Adult assembly is required. The product of Hillsdale Furniture, LLC is designed for residential use only. Customer Service Phone Number: 502-562-0000 HDFBP

CODE	QTY	HARDWARE
1	8	1/4"*5/8" Allen Bolts 
2	4	1/4"*1" Allen Bolts 
3	8	Ø13*Ø6.2*1 Flat Washers 
4	8	1/4" Spring Washers 
5	1	1/4" Allen Wrench 

CODE	QTY	COMPONENTS	CODE	QTY	COMPONENTS
A	1	Seat 	B	4	Legs 
			C	1	Support Ring 

WARNING

- Do not let any sharp objects touch or rub the surface of the product.
- When assembling, do not let children play around the working area.
- Please confirm all parts are correct before starting the assembly process.
- Do not tighten all bolts and screws completely until the entire unit has been assembled and set up.
- Be careful if using power tools as they can over tighten screws and strip threads.



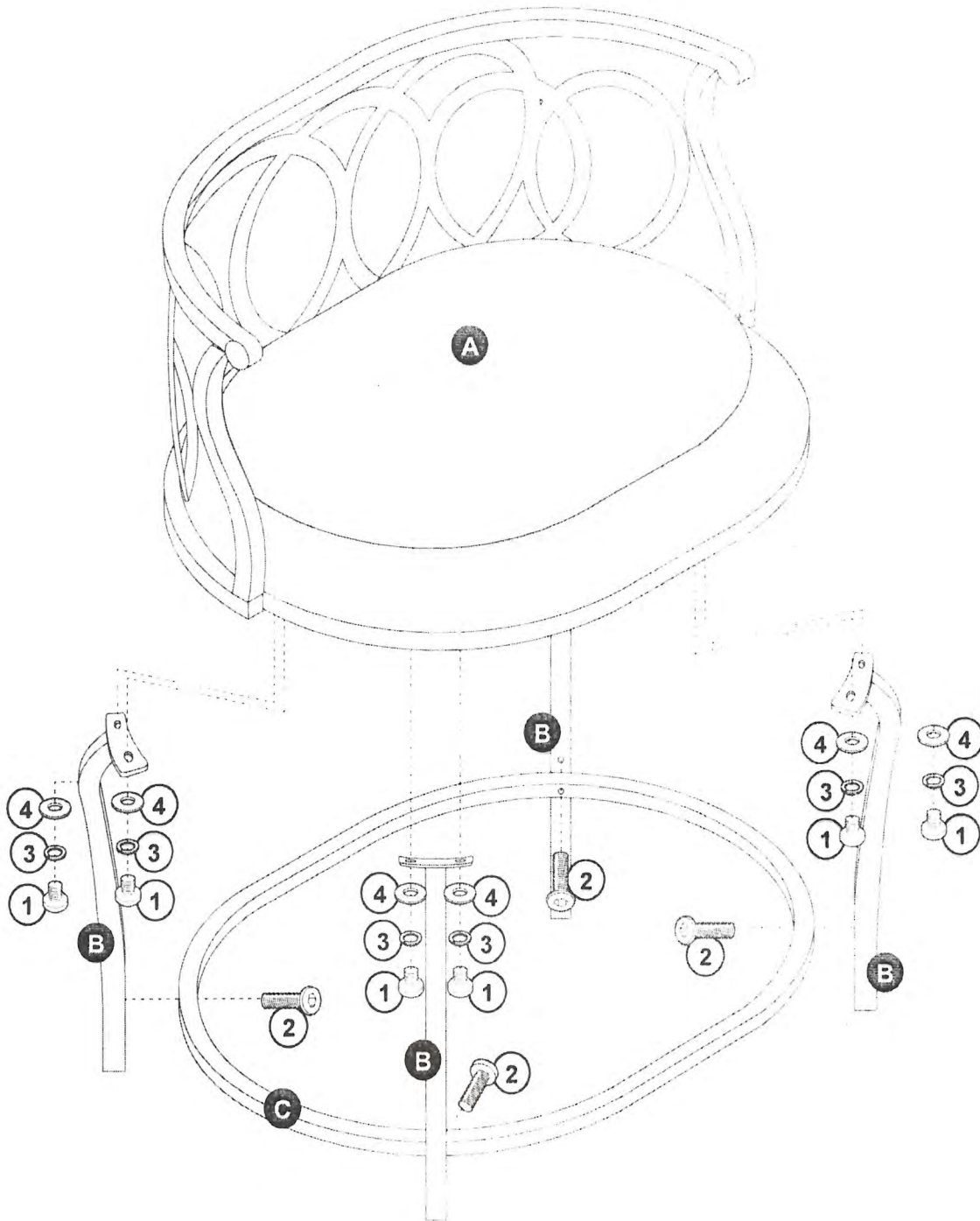
CARE & MAINTENANCE: The touch of a soft cloth is all the maintenance the finish will ever need. Please do not use harsh or abrasive cleaners for polishing, as they may cause damage to the finish. Periodic checks are recommended to make sure that all hardware is securely tightened.

STEP 1

Attach Legs (B) to Seat (A) using 2 Allen Bolts (1), 2 Spring Washers (3), and 2 Flat Washers (4) per leg.

STEP 2

Begin assembly by attaching Support Ring (C) to Legs (B) using Allen Bolts (2). Tighten all bolts using Allen Wrench (5) provided. The assembly is now complete.



CARE & MAINTENANCE: The touch of a soft cloth is all the maintenance the finish will ever need. Please do not use harsh or abrasive cleaners for polishing, as they may cause damage to the finish. Periodic checks are recommended to make sure that all hardware is securely tightened.