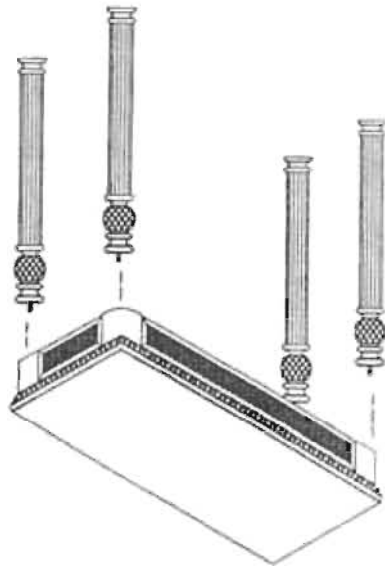


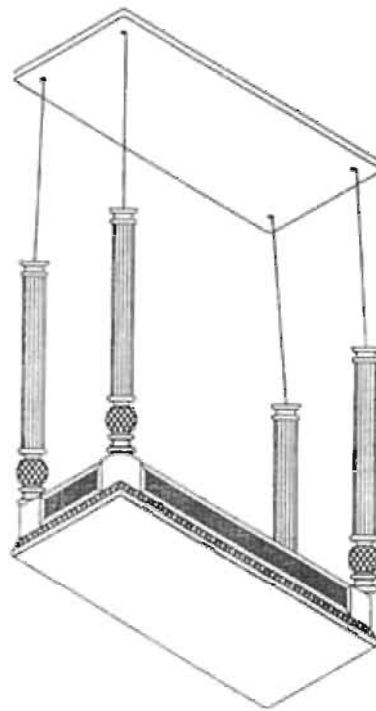
Assembly Instructions

Description: Console Table

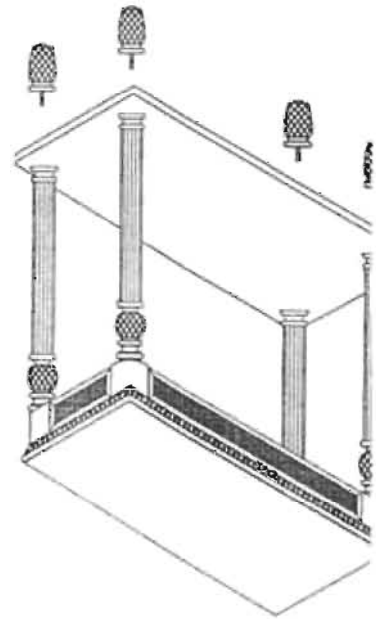
style No.: 1675







Step 1:
Set the table top upside down, and
swivel the legs to the table top.



Step 2:
Set the shelf with the legs.



Step 3:
Swivel the feet into the
shelf and the legs.

1		1 PC
2		1 PC
3		4 PCS
4		4 PCS