

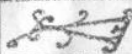




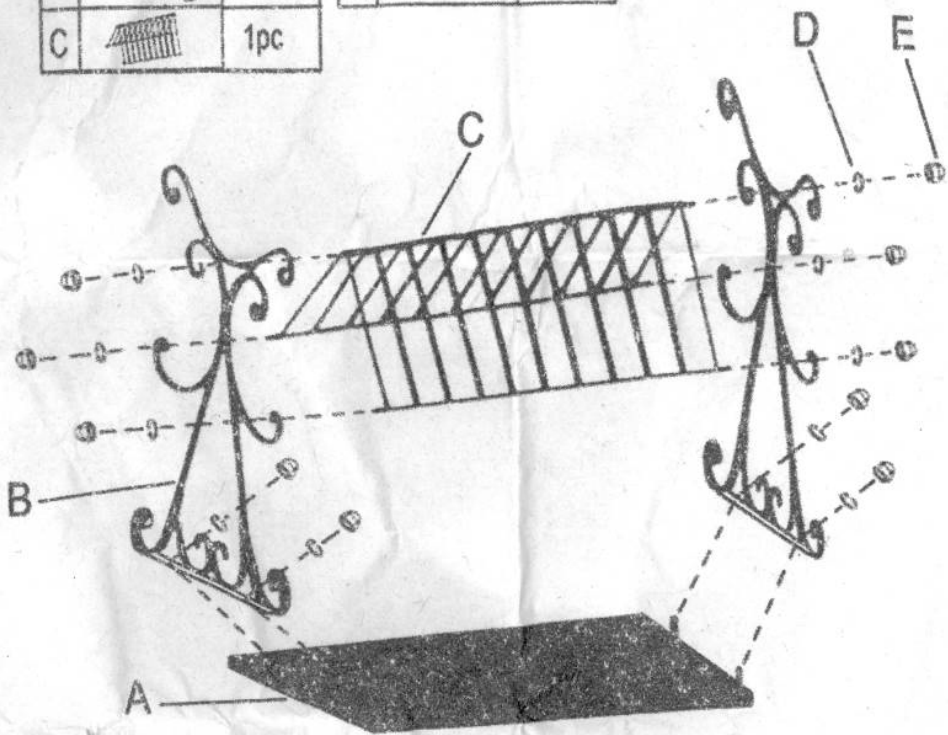
# Touch of Class Catalog

## ASSEMBLY INSTRUCTION

ITEM NO: M00287X

### Parts required

A		1pc	D		10pcs
B		2pcs	E		10pcs
C		1pc			



1. Put the wooden tabletop(A) upside down unto ground with a piece of clean cloth or paper underneath.
2. Secure side panels (B) into wooden tabletop (A) with two nuts(E) and two set screws (D) at each side.
3. Secure magazine rack(C) into side panels with three nuts(E) and three set screws (D) at each side.
4. Make the assembled item stand erectly.

TOC20120417