





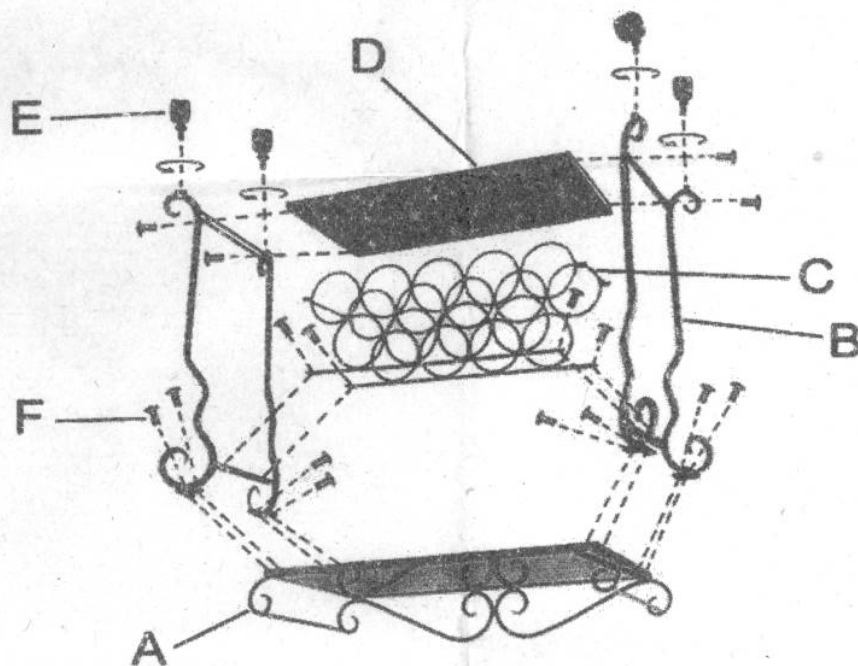


Assembly Instructions

ITEM NO.: B83078

Parts required

A		1pc	D		1pc
B		2pcs	E		4pcs
C		1pc	F		16pcs



1. Secure the table top(A) into left and right side feet(B) with four bolts each.
2. Secure wine holder(C) into left and right side feet(B) with two bolts each.
3. Secure wooden board(D) into left and right side feet(B) with two bolts each.
4. Secure the wheels into left and right side feet(B) and rotate them anticlockwise until tightly.

TOC20120417