










Thanks for buying our products.  
Please study the diagram before assembling.  
(Note. please don't fasten the screws  
before attaching all the screws.)

PARTS LIST

NO.	DESCRIPTION	Q'ty
A	Seat Frame 	1
B	Legs 	2
C	Stretcher 	1

HARDWARE LIST

NO.	DESCRIPTION	Q'ty
D	Screw $\Phi 5/16" \times 2-1/4" L$ 	10
E	Flat Washer $\Phi 5/16" \times 19mm$ 	8
F	Flat Washer $\Phi 5/16" \times 16mm$ 	2
G	Lock Washer $\Phi 5/16"$ 	10
H	Allen Wrench 5mm 	1
I	$\Phi 65 \times 25mm$ 	2

