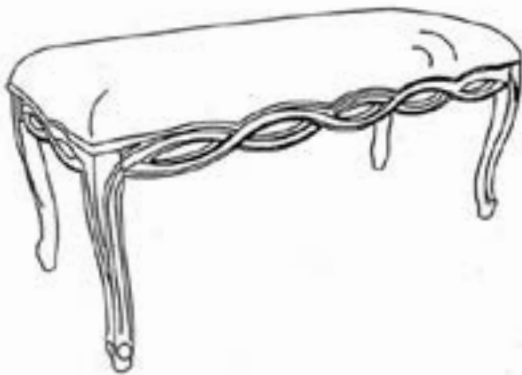




Thanks for buying our products.  
Please study the diagram before assembling.  
(Note: Loosely thread all screws/bolts first.  
Once the item is assembled then completely tighten.)



HARDWARE LIST

NO.	DESCRIPTION		Q'ty
A	Screw	Φ5/16" * 2"L	8
B	Lock Washer	Φ5/16"	8
C	Flat Washer	Φ5/16" * 19mm	8
D	Allen Wrench	5/16"	1
E	LEGS		4
F	Seat Frame		1

